

# INTERSECTION PLANNING FORM

For use with PedSafety APS Orders



## CONTACT INFORMATION

First Name	Last Name
<input type="text"/>	<input type="text"/>
Email Address	Phone Number
<input type="text"/>	<input type="text"/>

## PROJECT INFORMATION

Project Country	Project State or Province
<input type="text"/>	<input type="text"/>
Project City or County	Purchase Order Number
<input type="text"/>	<input type="text"/>
Intersection - use colloquial street names (Main St <b>NOT</b> US 101)	
<input type="text"/>	@ <input type="text"/>
Number of Stations to be Installed	
<input type="text"/>	

## PRODUCT CONFIGURATION

Station Color	Actuator Color
<input type="text"/>	<input type="text"/>
Station Sign Size	Sign Legend
<input type="text"/>	<input type="text"/>
Sign Film Grade	Braille on Sign
<input type="text"/>	<input type="text"/>
Programmed Messages	
<input type="text"/>	

### INDEPENDENT

- Guardian
- Guardian Mini
- Guardian Wave
- Audible Beacon Device

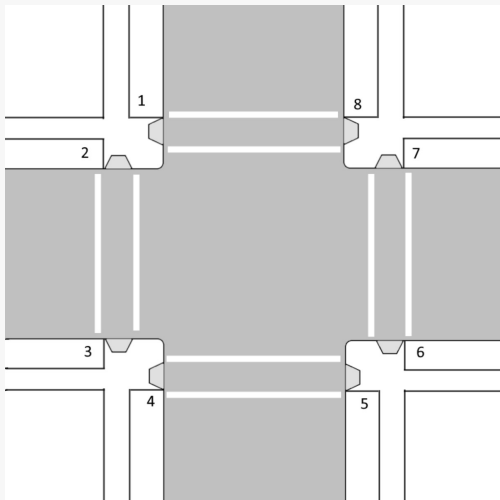
### NETWORKED

- Guardian Duo
- WiAAPS
- WiAAPS Wave

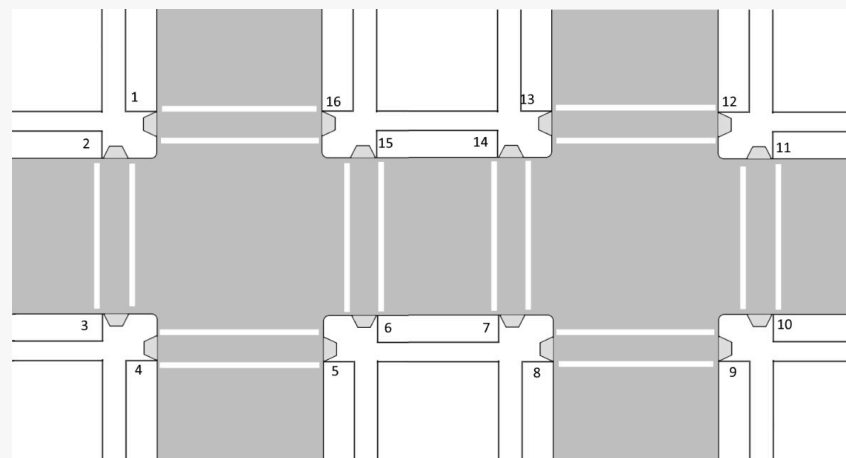
## CUSTOMER NOTES

## SELECT YOUR INTERSECTION TYPE

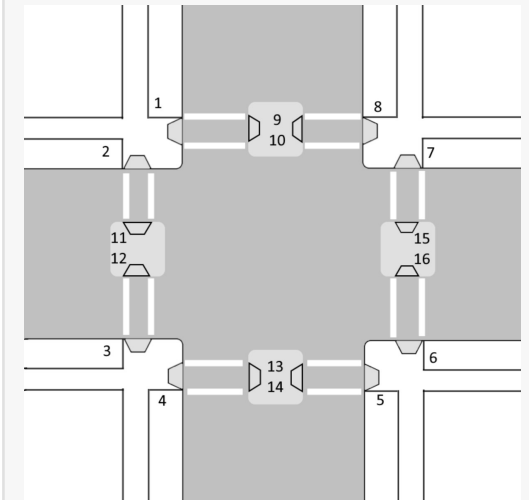
### Standard 8 Button Intersection



### H or Diverging Diamond Intersection



### Standard Intersection with Medians



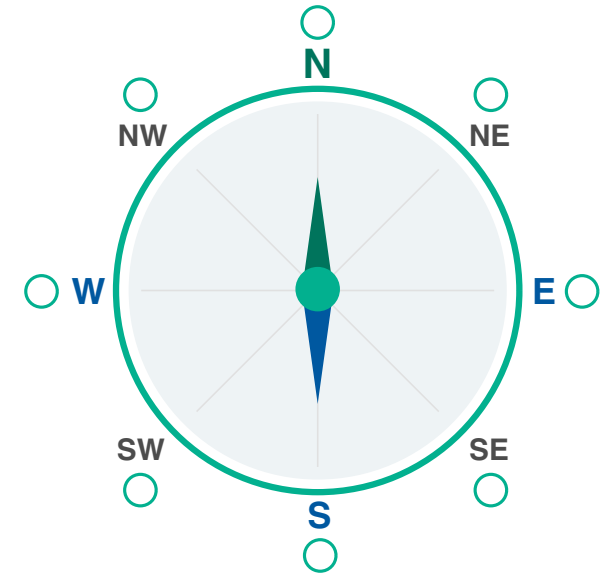
# INTERSECTION PLANNING FORM

For use with PedSafety APS Orders



## STATION CONFIGURATION (STATIONS 1-8)

<b>STATION 1</b> Arrow Direction <input type="text"/> Pedestrian Phase <input type="text"/> Walk Cycle Message <input type="radio"/> Verbal <input type="radio"/> Tone	<b>STATION 2</b> Arrow Direction <input type="text"/> Pedestrian Phase <input type="text"/> Walk Cycle Message <input type="radio"/> Verbal <input type="radio"/> Tone	<b>STATION 2</b> Arrow Direction <input type="text"/> Pedestrian Phase <input type="text"/> Walk Cycle Message <input type="radio"/> Verbal <input type="radio"/> Tone	<b>STATION 4</b> Arrow Direction <input type="text"/> Pedestrian Phase <input type="text"/> Walk Cycle Message <input type="radio"/> Verbal <input type="radio"/> Tone
<b>STATION 5</b> Arrow Direction <input type="text"/> Pedestrian Phase <input type="text"/> Walk Cycle Message <input type="radio"/> Verbal <input type="radio"/> Tone	<b>STATION 6</b> Arrow Direction <input type="text"/> Pedestrian Phase <input type="text"/> Walk Cycle Message <input type="radio"/> Verbal <input type="radio"/> Tone	<b>STATION 7</b> Arrow Direction <input type="text"/> Pedestrian Phase <input type="text"/> Walk Cycle Message <input type="radio"/> Verbal <input type="radio"/> Tone	<b>STATION 8</b> Arrow Direction <input type="text"/> Pedestrian Phase <input type="text"/> Walk Cycle Message <input type="radio"/> Verbal <input type="radio"/> Tone



Select the North Direction in Relation to Your Intersection

## STATION CONFIGURATION (STATIONS 9-16) - (*ONLY* for H or Diverging Diamond Intersections)

<b>STATION 9</b> Arrow Direction <input type="text"/> Pedestrian Phase <input type="text"/> Walk Cycle Message <input type="radio"/> Verbal <input type="radio"/> Tone	<b>STATION 10</b> Arrow Direction <input type="text"/> Pedestrian Phase <input type="text"/> Walk Cycle Message <input type="radio"/> Verbal <input type="radio"/> Tone	<b>STATION 11</b> Arrow Direction <input type="text"/> Pedestrian Phase <input type="text"/> Walk Cycle Message <input type="radio"/> Verbal <input type="radio"/> Tone	<b>STATION 12</b> Arrow Direction <input type="text"/> Pedestrian Phase <input type="text"/> Walk Cycle Message <input type="radio"/> Verbal <input type="radio"/> Tone
<b>STATION 13</b> Arrow Direction <input type="text"/> Pedestrian Phase <input type="text"/> Walk Cycle Message <input type="radio"/> Verbal <input type="radio"/> Tone	<b>STATION 14</b> Arrow Direction <input type="text"/> Pedestrian Phase <input type="text"/> Walk Cycle Message <input type="radio"/> Verbal <input type="radio"/> Tone	<b>STATION 15</b> Arrow Direction <input type="text"/> Pedestrian Phase <input type="text"/> Walk Cycle Message <input type="radio"/> Verbal <input type="radio"/> Tone	<b>STATION 16</b> Arrow Direction <input type="text"/> Pedestrian Phase <input type="text"/> Walk Cycle Message <input type="radio"/> Verbal <input type="radio"/> Tone

## ADDITIONAL NOTES

**Default Settings:** All stations programmed with factory default MUTCD settings unless noted otherwise.

**Generic Messages:** "WAIT" on press; "WAIT TO CROSS" on extended press; walk cycle uses verbal message or percussive tone.

**Custom Messages:** "WAIT TO CROSS [Street] AT [Street]" on extended press; "[Street], WALK SIGN IS ON TO CROSS [Street]" on walk cycle.

**Per MUTCD 4E.10:** Stations <10' separation: CUSTOM message. Stations >10' separation: PERCUSSIVE TONE for walk cycle.